



H₂ | NO_x | NO | NO₂ | CO | CO₂ | SO₂ | N₂O | CH₄ | C₃H₈ | O₂

MGAprime

Portable flue gas and emission analyzer.



MGAprime

Highly precise NDIR measuring technique

If highly precise NDIR analysis is required for industrial applications, MGAprime fulfills exactly these requirements.

With **MGAprime**, simultaneous analysis of up to 10 NDIR gas components is possible:

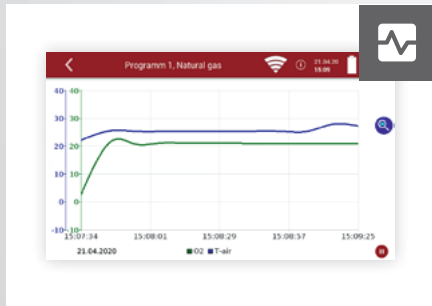
We offer you these special advantages:

- Gas conditioning according to CEN/TS -17021
- CH₄-cross sensitivity compensation for SO₂
- Duration of measurement, interval and averaging can be set by the user, measured value display also possible as a curve chart
- Automatic zero point calibration for long-term measurements
- Lithium-ion battery operation, including gas cooler and measurement, but without heating hose
- Data transmission LAN, WiFi, USB, RS 485, analog as well 400 MB internal data storage



The device in detail

An overview of the special features



Practical touch display

High resolution 7" color display with graphical output of the measured values



Optimal protection

All-metal housing with soft bumper corners for the harsh industrial everyday use



Comfortable size

Very compact dimensions (W x H x D: 460 x 330 x 200 mm) and light weight (10 kg) including nylon pouch, IP 42



On the go

Aluminum transport case with wheels, robust Pelicase or nylon carrying/protective bags

Operation and interfaces


Simple and clear

Operating options



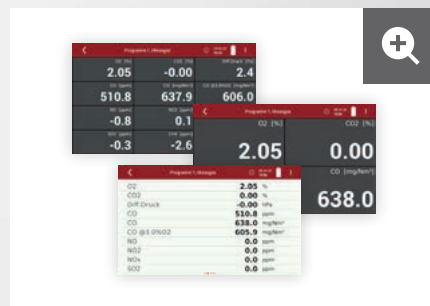
Touchscreen

Device operation via the 7" touch/swipe display, resolution 800 x 480 px, 750 cd/m²



Contactless

Operation via smartphone or PC via VNC connection, mirrored device display on smartphone



Zoom function


Variable display modes for the display

Connections and interfaces

Measuring technology



Data communication



The gas conditioning

An overview

Gas sampling probe

- Robust industrial probe with heated hose
- probe tubes of different lengths attachable
- Also possible for flue gas temperatures up to 1,100 °C
- Heated gas sampling line (3 m, 5 m or up to 50 m)
- Exchangeable probe tubes up to 2m length
- Filters can be filled with different material, depending on the amount of dirt



Probe for low dirt applications



Double stage gas cooler

- Cools hot sample gas in 2 stages and keeps it at a constant dew point of 4 °C
- Constant dew point compensates the cross sensitivity of water on the measured gas components
- Automatic condensate pumps for drainage



Gas pump

- Powerful pump for use with high negative pressure
- Regulation on low, constant flow volume of 1 l/min. to increase in filter life
- High contamination alarm of the filter
- Easily accessible main filter



Phosphoric acid dosage

- Controlled injection of 10% phosphoric acid for reliable, precise measurement of SO₂ and NO₂
- Required device APE, incl. acid storage container delivered ready for connection

Data transmission and measurement

The technology behind

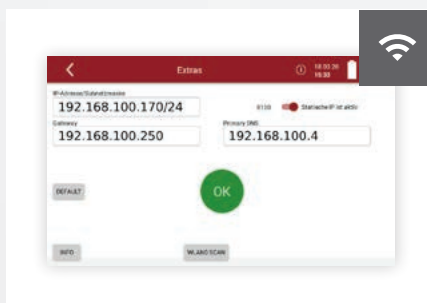
Data transmission

Fully equipped standard device:

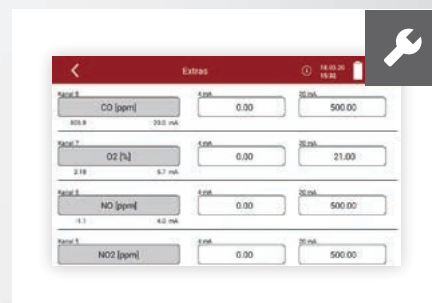
- Ethernet (LAN) TCP/IP
- WiFi
- 8 analog outputs 4 ... 20 mA
- 4 analog inputs
- USB (2x)
- RS 485

Internal data storage:

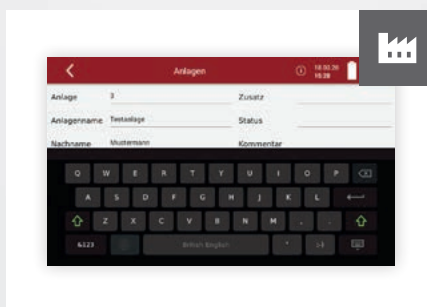
The huge memory with 400 MB offers space for thousands of facilities and data sets.



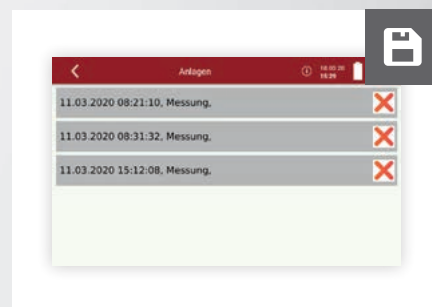
Set LAN



Set analog outputs



Manage facilities



Save measurements by facility

High quality measurement technology

The advanced and optimized infrared measurement technology of the **MGAprime** guarantees a high measuring accuracy without zero drift.

- Optional sensors, electrochemical for H₂ and H₂S analysis



8 channel NDIR module

NO, NO₂, CO, CO₂, SO₂,
N₂O, CH₄, C₃H₈

6 channel NDIR module

NO, NO₂, CO, CO₂, SO₂, CH₄

Optional sensors for
H₂ and H₂S analysis available

6 channel NDIR module

NO, NO₂, CO, CO₂, SO₂, C₃H₈

Optional sensors for
H₂ and H₂S analysis available

Equipment variants

- Paramagnetic or electrochemical sensor for O₂
- Differential pressure measurement
- Temperature measurement of flue gas and combustion air
- Flow rate measurement and volume flow calculation

Practical accessories

For more flexibility



Pitot tubes for flow velocity measurement

- L-type or S-type with temperature measurement (up to 1,000 °C), length: 300 ... 1,500 mm
- Measuring ranges from 3 to 100 m/s at a resolution of 0.1 m/s
- Additional calculation of the volume flow (m³/s)



Dosage unit for phosphoric acid

- According to CEN/TS-17021
- Acid injection ensures precise measuring results especially at small measuring ranges of SO₂
- Prevents the gas cooler from drying out



USB to Bluetooth converter set

- wireless long distance data transfer to PC/Notebook with MRU4win (up to 300m)



WiFi printer

- With lithium-ion battery and USB socket
- Suitable for 80 mm paper width

PC software "MRU4Win"

- Software for Windows to visualize measure data, manage, export and print
- Connect multiple devices at the same time and read out live values
- Logging and saving live values
- Database with customer contacts, attachments and manage users
- Export measurement reports as PDF
- Documents with customized logo and print out the address
- Read out data storage, save measurements, print and save as PDF



MGAprime – Technical data

Gas measurement (NDIR)	Measuring range min./max.	Resolution	Repeatability*	8h-Drift*	Linearity
Nitric monoxide (NO)	0 ... 200/4.000 ppm	0.1 ppm	2 ppm or 1% reading	2 ppm or 1% reading	1% m. r.
Nitric dioxide (NO ₂)	0 ... 300**/1.000 ppm	0.1 ppm	5 ppm or 1% reading	2 ppm or 1% reading	1% m. r.
Sulphur dioxide (SO ₂)	0 ... 300**/4.000 ppm	0.1 ppm	5 ppm or 1% reading	2 ppm or 1% reading	1% m. r.
Carbon dioxide (CO ₂)	0 ... 50%	0.01 Vol%	0.2% or 1% reading	0.2% or 1% reading	1% m. r.
Carbon monoxide (CO)	0 ... 175/10.000 ppm	0.1 ppm	2 ppm or 1% reading	2 ppm or 1% reading	1% m. r.
Nitrous oxide (N ₂ O)	0 ... 100/500 ppm	0.1 ppm	2 ppm or 1% reading	2 ppm or 1% reading	1% m. r.
Methane (CH ₄)	0 ... 500/10.000 ppm	0.1 ppm	10 ppm or 1% reading	2 ppm or 1% reading	1% m. r.
Propane (C ₃ H ₈)	0 ... 200/5.000 ppm	0.1 ppm	2 ppm or 1% reading	2 ppm or 1% reading	1% m. r.

Gas measurement (EC/PM)	Method ¹	Measuring range	Resolution	Accuracy
Oxygen (O ₂) (long life)	EC	0 ... 25%	0,01 %	0,20% absolute
Oxygen (O ₂)	PM	0 ... 25%	0,01 %	0,1%
Hydrogen (H ₂)	EC	0 ... 1.000/2.000 ppm	1 ppm	± 5 ppm or 5% reading 0...500 ppm or 10% reading >500 ppm
Hydrogen (H ₂ high)	EC	0 ... 10.000/20.000 ppm	10 ppm	± 200 ppm or 5% reading 0...10.000 ppm or 10% >10.000 ppm

Other measurements	Method	Measuring range	Resolution	Accuracy*
Stack gas temperature (T _{gas})	NiCrNi	0 ... 1,100 °C	1 °C	± 2 °C or 2% reading
Combustion air temperature (T _{air})	NiCrNi	0 ... 100 °C	1 °C	± 1 °C or 1% reading
Differential pressure (P-Druck)	Piezoresistive	-120 ... +120 hPa	1 Pa	± 2 Pa or 1% reading
Flow velocity measurement (v)	Pitot	3 ... 100 m/s	0.1 m/s	± 1 m/s or 1% reading
Combustion calculations (fuel type depend.)	software	Losses, ExcAir, Air Ratio, dew point, CO ₂		
Emission calculations	software	mg/Nm ³ , reference to O ₂		

General technical data	
Operating system	LINUX
Display, operation	7" TFT (800 x 480 px) colour display, backlit, with touch pad
Data storage type	dynamic, internally 10,000 data sets, external USB stick
Interface to PC/notebook	Ethernet, WiFi, RS 485
Cable/wireless communication interface	RS 485, RJ45 (Ethernet), WiFi, Bluetooth
Printer	external USB/WiFi printer
Analog output/input 4 ... 20 mA	8 channel out, 4 channel in, user configurable
System warm up time	30 minutes, typical
Mains free operation time	Li-Ion, 96 Wh, for standby 1 hour
Operating conditions	+5 ... +45 °C; RH up to 90% non condensing
Storage temperature	-20 ... +50 °C
Power supply	86 ... 265 Vac, 47 ... 63 Hz, 105 W (up to 600 W with heated gas sample line)
Protection class	IP20 (or IP42 inside transport case)
Dimensions (W x H x D)	430 x 290 x 150 mm
Weight	approx. 10 kg device only, approx. 10 kg per bag (1x device and 1x accessories)

MRU – Competence in gas analysis. Since 1984.



**MRU · Messgeraete fuer Rauchgase
und Umweltschutz GmbH**

Fuchshalde 4 + 8 + 12
74172 Neckarsulm-Obereisesheim
Phone +49 7132 99620 · Fax +49 7132 996220
info@mru.de · www.mru.eu

MRU representative: